



inspired design
INDIVIDUALITY IS EVERYTHING.

CABINETS BY
Decora



EXPRESS YOUR PERSONAL STYLE

Your home is the ultimate expression of your personal style. From subtle nuances to statement-making details, you've got a signature look that's all your own, and Decorá can bring it to life. We produce the very best in premium cabinetry for the kitchen, bath and other rooms of your home. With roots established in one of the nation's earliest fine furniture building capitals, our heritage in craftsmanship runs deep. Our Midwestern sensibilities are apparent in the sturdiness of our construction and the unparalleled quality of our finish. With a selection of door styles ranging from contemporary to traditional, an unparalleled palette of stains and custom paints, a large assortment of luxury storage solutions and a multitude of custom capabilities, you and your Decorá designer have all that's needed to dream up a design that embodies your unique style.



Harmony

non-beaded inset : maple crushed ice and quartersawn oak sepia

KITCHENS

On trend, yet timeless.
Hard working, yet elegant.
Accessible, authentic and
all about you. Your kitchen
should represent an open
invitation to enjoy the
moment. Whether savoring
the calm while gathering
your thoughts over a cup of
coffee, or referencing a blog
while doing prep work for
your next gourmet gathering,
your kitchen should be a place
where you love to spend time.
A space that embodies all
you find beautiful and that
functions easily in accordance
with your natural work flow.

marquis

maple seaworthy (sherwin-williams® color)



CABINETRY BY
Decorá®




prescott
beaded inset : maple white





Beauty balanced with function is the ultimate luxury. Here, high functionality and sophisticated style are inseparable. With just enough detail to suggest refinement and gentle color accents, this kitchen and accompanying locker area represent style longevity. Thoughtful, customized storage features, built-in niches and generous moulding complement the inset style perfectly.





prescott
beaded inset : maple white



Harmony

non-beaded inset : maple crushed ice and quartersawn oak sepia





harmony

non-beaded inset : maple crushed ice and quartersawn oak sepia

Earthy has never been so elegant. Painted maple cabinets and stainless steel appliances soften this craftsman kitchen peppered with rough-hewn wood accents. A fusion of styles such as this creates a personalized space that feels completely uncontrived and suggests a thoughtful evolution of home.









daladier

maple mineral deposit (sherwin-williams® color) and custom color



Courtesy of Better Homes and Gardens



daladier

maple garden spot (sherwin-williams® color) and custom color

Courtesy of Better Homes and Gardens



The only rule? Create a look you'll love. With that thought as your guiding principle, throw convention to the side. Thinking of two cabinet colors in the kitchen? How about three? This space starts with the relatively neutral Sherwin-Williams® Mineral Deposit paint color and pairs it with timelessly appealing white. Splashes of green combined with tastefully playful fabric choices bring the space to life.





altmann

maple true taupe & quartersawn oak angora





altmann

maple true taupe & quartersawn oak angora



Light changes everything. Adding an accent here, accentuating a task there—makes such a difference from functional vision to creating a mood. Wondering what light temperature is right for you? Warm wood tones, earthy colors and neutrals are best with warm white light. White cabinetry—bright or muted, grays and blacks shine under cool white light. Create the ambiance you crave with beautiful lighting from Decorá.





Leyden
maple cobblestone





treyburn

non-beaded inset : maple custom color





treyburn

non-beaded inset : maple custom color



Customized paint color choices inside and out – another Decorá advantage. Wanting to match the green in that favorite artwork of yours? Love the coral tint of your heirloom china? Decorá can recreate the color that inspires you. Cabinets lit from within add another level of drama and showcase the complementary paint that you choose to customize the interior of your cabinet.





avignon
cherry rousseau lumineaire





Think about a kitchen designed around your passion. How perfect would that be? Are you an aspiring gourmet chef? An avid entertainer? Your kitchen should be designed to accommodate the activities you love. For a bar area to share the spotlight with food prep makes perfect sense when you are the resident neighborhood wine connoisseur, for instance.



avignon
cherry rousseau luminaire



harmony

beaded inset : cherry arlington espresso & maple pavilion beige (sherwin-williams' color) with espresso glaze





roslyn & maxwell
alder cliff and cherry shadow





Beauty and function — find your balance with Decorá, and take your design up a notch by thinking inside the box. Every square inch offers an opportunity to enhance the larger environment by streamlining your work flow with thoughtful storage solutions. Hands free options go the extra mile for the ultimate in convenience — a hallmark of today's well-equipped kitchen.





roslyn & maxwell
alder cliff and cherry shadow

BATHS AND OTHER ROOMS

Of course the kitchen is where we all tend to gravitate. Consider creating stylish personal retreats and functional areas of purpose throughout your home with sophisticated, custom solutions from Decorá. Selecting the perfect door style, a beautiful finish, and crafting the right design is an integral step in assuring that every space contributes to your truly comfortable, organized, well-met home.

toulan

maple sensible hue (sherwin-williams® color)





CABINETS BY
Decorá



modesto
maple cobblestone





A room takes on so much more personality when we get the fundamentals just right, and then exceed them. A clever design can transform an underutilized corner into a dramatic focal point. A splash of unexpected color makes a room come alive. Here we see one bath with four unique cabinet applications. Decorá makes it easy to open your mind to bold new solutions.





modesto
maple cobblestone







marquis
cherry teaberry



Good morning, beautiful! Greet the day with brilliant surfaces, thoughtful design and the best in organization. Decorá offers customizable options outside and inside the cabinet. Creative slide outs, doored pullouts and plumbing cutouts provide the building blocks for bath design standouts. Talk to your designer to learn about all the possibilities Decorá offers in bath personalization.





hawthorne
non-beaded inset : maple chantille





modesto
maple sepia







Entry ensembles offer tidy solutions for the hall, mudroom or laundry, transforming underutilized areas into organized artful collections of jackets, backpacks, sports equipment and shoes. Make it the hub for corraling keys, phones and electronic devices, calendar synching and family communications, pet supplies and more. Life runs more smoothly in a well-kept home where everything has its place.





DOOR STYLES AND FINISHES

Though we proudly craft our cabinetry right here in Indiana, our style research and color trend analyses are gathered with a global perspective in mind. We offer a broad, beautiful palette of colors representing an entire spectrum of wood tones and glazes that echo trends from around the world. Mindful of your investment dollar, our style sights are set on the long term appeal, quality and performance that you desire. See where Decorá can take you.



Left to right: Plaza Hickory Cliff, Sloan Cherry Shadow, Sloan Rustic Alder Fog, Plaza Quartersawn Oak Shadow

door styles



AIREDALE
A C H M O O R



ALTMANN
A C H M O O R



ARTISAN*
A C H M O O R



ARTISAN*
5-PIECE DRAWER FRONT OPTION
A C H M O O R



ATWATER
A C H M O O R



CAMBRIDGE*
SLAB DRAWER FRONT OPTION
A C H M O O R



DALADIER
A C H M O O R



DALADIER
SLAB DRAWER FRONT OPTION
A C H M O O R



DAVENPORT
C M



DELLA
A C M O O

*Style available in multiple outside profiles.

For an interactive door style and finish selection guide, visit decoracabinets.com/products

Creating a unique space filled with beautiful cabinetry is simple when you pare it down to three easy steps.

- 1. Select the style of your door.
- 2. Select a door color or colors, along with a wood type.
- 3. Get in touch with your professional Decorá designer!

AVAILABLE IN:

- A alder
- C cherry
- H hickory
- M maple
- O oak
- Q quartersawn oak
- R rustic alder



ATWATER
5-PIECE DRAWER FRONT OPTION
ACHMOQR



AVIGNON*
CM



AVIGNON*
SLAB DRAWER FRONT OPTION
CM



BRAYDON MANOR
ACHMOQR



CAMBRIDGE*
ACHMOQR



GALLERIA
ACHMOQR



GIRARD
ACHMOQR



HARMONY*
ACHMOQR



HARMONY*
SLAB DRAWER FRONT OPTION
ACHMOQR



HASKINS
ACHMOQR


door styles




HASKINS
5-PIECE DRAWER FRONT OPTION
A C H M O Q R



HAWTHORNE
A C H M O Q R



HAWTHORNE
SLAB DRAWER FRONT OPTION
A C H M O Q R



HUCHENSON*
A C H M O Q R



KINGSTON*
WALL CABINET
A C H M O Q R




MAXWELL*
A C H M O Q R



MAXWELL*
SLAB DRAWER FRONT OPTION
A C H M O Q R



MODESTO
A C H M O Q R



MODESTO
SLAB DRAWER FRONT OPTION
A C H M O Q R



PLAZA*
A C H M O Q R

*Style available in multiple outside profiles.

For an interactive door style and finish selection guide, visit decoracabinets.com/products

AVAILABLE IN:

- A** alder
- C** cherry
- H** hickory
- M** maple
- O** oak
- Q** quartersawn oak
- R** rustic alder



LEXINGTON*

C M



LEXINGTON*


5-PIECE DRAWER FRONT OPTION

C M




LEYDEN

C M



MADISON*

A C H M O Q R



MARQUIS*

A C H M O Q R



PLAZA*

5-PIECE RECESSED DRAWER FRONT OPTION

A C H M O Q R



PLAZA*

5-PIECE RAISED DRAWER FRONT OPTION

A C H M O Q R



PRESCOTT*

A C H M O Q R



PRESCOTT*

SLAB DRAWER FRONT OPTION

A C H M O Q R



ROSLYN*

A C H M O Q R


door styles



ROSLYN*
5-PIECE DRAWER FRONT OPTION
A C H M O O R




SAVANNAH
C M




SIMSBURY*
A C H M O O R



SLOAN*
A C H M O O R



SLOAN*
5-PIECE DRAWER FRONT OPTION
A C H M O O R



TREYBURN*
A C H M O O R



TREYBURN*
SLAB DRAWER FRONT OPTION
A C H M O O R



VERONA*
WALL CABINET
A C H M O O R



WILLSHIRE
A C H M O O R



YARDLEY*
A C H M O O R

*Style available in multiple outside profiles.

For an interactive door style and finish selection guide, visit decoracabinets.com/products

AVAILABLE IN:

- A** alder
- C** cherry
- H** hickory
- M** maple
- O** oak
- Q** quartersawn oak
- R** rustic alder



TOULAN*

A C H M O Q R



YARDLEY*

SLAB DRAWER FRONT OPTION

A C H M O Q R



marquis : maple jet

inset door styles

BEADED & NON-BEADED INSET*



CAMBRIDGE**



HARMONY*



HARMONY*
SLAB DRAWER FRONT OPTION



HUCHENSON*



MODESTO*



PLAZA**



TREYBURN**



YARDLEY**

AVAILABLE IN:

- A** alder
- C** cherry
- H** hickory
- M** maple
- O** oak
- Q** quartersawn oak
- R** rustic alder



HASKINS *



HASKINS *
SLAB DRAWER FRONT OPTION



HAWTHORNE *



PRESCOTT *



PRESCOTT *
SLAB DRAWER FRONT OPTION



SIMSBURY *

* Beaded (left door) & Non-beaded (right door)

* Style available in multiple outside profiles.

* Also available with 5-piece drawer front.

* Also available with slab drawer front.

For an interactive door style and finish selection guide, visit decoracabinets.com/products

All doors available in all species (**A C H M O Q R**)

All doors shown in Chantille

door profiles

STANDARD PROFILE OPTIONS



profile : 10

12

14

17

18

27

Taking personalization one step further, we offer a variety of shapes for the outside edge of your cabinet door. Talk to your designer to learn how a simple profile can completely change the look of your door style selection.

INSET PROFILE OPTIONS



10

12

14

17

27

aluminum frame door options

PROFILE STYLES



AF002 AF003 AF004 AF005 AF006 AF007 AF010 AF011

INSERT OPTIONS

STANDARD



satin glass*



reeded glass



clear glass*



smoked grey glass


METALLIC FINISH



natural aluminum




brushed stainless steel look




platinum ice


BACKPAINTED GLASS




white gloss




white matte




sand gloss



sand matte




mocha gloss




mocha matte




bronze gloss



bronze matte



silver gloss




silver matte




charcoal gloss



charcoal matte



black gloss



black matte


*Low iron option available.

While considering the shape of your door, think about adding some metal to the mix. Again, a choice in profile – and in this case an insert – makes all the difference.

PROFILE FINISHES



LEATHER



HIGH GLOSS PARAPAN®



specialty doors



Estate Mullion



Gallery Mullion



Mullion



Prairie Mullion




Shaker Mullion




Summit Mullion



Horizon with Cut for Glass



Horizon with Cut for Glass Top
and Center Panels



Horizon with Center Panels




Craftsman with Cut for Glass



Craftsman with Center Panels



Mission with Cut for Glass



Mission with Cut for Glass Top
and Center Panels



Mission with Center Panels



Transom with Cut for Glass Top



Transom with Center Panels

hardware



H104
chrome



H135
stainless steel



H113
satin nickel



H118
satin nickel



H108
iced tea nickel



H127
silver stone



H105
satin nickel



H138
sandstone



H116
black mist



H102
leather textured metal with
champagne nickel metal



H126
mica



H117
refined bronze



H123
oil rubbed bronze



H136
oil rubbed bronze



H103
chrome



H129
stainless steel



H114
satin nickel




H120
satin nickel



H144
iced tea nickel



H128
silver stone



H106
satin nickel



H137
sandstone



H115
black mist



H101
leather textured metal with champagne nickel metal



H125
mica



H119
refined bronze



H124
oil rubbed bronze



H130
oil rubbed bronze



H100
crysacrylic satin nickel



H957
satin nickel



H109
iced tea nickel



H131
stainless steel



H133
stainless steel




H122
satin nickel



H111
iced tea nickel



H112
iced tea nickel



H107
satin nickel



H141
stainless steel



H142
stainless steel



H143
stainless steel



H951
blackened bronze



H952
blackened bronze



H911
hammered blackened bronze



H121
refined bronze



H132
oil rubbed bronze



H134
oil rubbed bronze

finishes












Selecting a finish is the second step in this creative process. Finish can mean a traditional wood stain with or without glaze, more colorful semi-translucent stain and glaze combinations, or opaque paints with or without glaze. When layered over various wood types, the color variety is broad and chock full of possibility. Talk with your Decorá designer to understand how wood grain affects color, and peruse our pages and website for color inspiration.

ALDER & RUSTIC ALDER

STAINS

					
natural	pheasant	brandywine	gunny	kindling	mink
					
wheatfield	suede	arlington	fog	cliff	
					
sepia	bombay	malbec	teaberry	shadow	

GLAZES

				
natural bronze	wheatfield bronze	coriander coffee	wheatfield espresso	arlington espresso
				
natural coffee	sienna coffee	brandywine coffee	brandywine espresso	

HIGHLIGHTS

					
natural espresso	pheasant espresso	suede espresso	sepia espresso	bombay espresso	malbec espresso
					
cliff espresso	shadow espresso	natural coffee	pheasant coffee	suede coffee	sepia coffee

SPECIALTY FINISHES

		
bourbon noir	rousseau luminaire	amber luminaire



C H E R R Y

STAINS

					
natural	pheasant	brandywine	gunny	kindling	mink
					
wheatfield	suede	arlington	fog	cliff	
					
sepia	bombay	malbec	teaberry	shadow	




GLAZES

					
natural bronze	coriander coffee	sienna coffee	wheatfield espresso	brandywine espresso	arlington espresso
					
natural coffee	wheatfield bronze	coriander espresso	mink espresso	brandywine coffee	

HIGHLIGHTS

					
natural espresso	pheasant espresso	suede espresso	sepia espresso	bombay espresso	malbec espresso
					
cliff espresso	shadow espresso	natural coffee	pheasant coffee	suede coffee	sepia coffee

SPECIALTY FINISHES


		
bourbon noir	amber luminaire	rousseau luminaire

HICKORY


STAINS



natural




pheasant




suede



fog




kindling



shadow




wheatfield




brandywine




gunny




cliff



sepia



teaberry



malbec

GLAZES



natural bronze



wheatfield bronze



coriander coffee



natural coffee



M A P L E


STAINS




natural




pheasant




gunny




fog



kindling




malbec




shadow




wheatfield




suede




brandywine



sepia



bombay



teaberry

GLAZES



natural bronze



wheatfield bronze




coriander coffee




natural coffee


HIGHLIGHTS




natural espresso




pheasant espresso




suede espresso



sepia espresso



bombay espresso




malbec espresso



shadow espresso




cobblestone espresso




natural coffee



pheasant coffee




suede coffee



sepia coffee

SEMI-TRANSLUCENT FINISHES



angora




turquoise



cobblestone

SPECIALTY FINISHES




irish crème



turquoise rust



weathered jet*



jet ember*

* Not available on Marquis

OAK & QUARTERSAWN OAK



STAINS

					
natural	pheasant	brandywine	gunny	kindling	cliff
					
wheatfield	suede	sepia	fog	shadow	
					
malbec	bombay	teaberry			


GLAZES

			
natural bronze	coriander coffee	wheatfield bronze	arlington espresso

SEMI-TRANSLUCENT FINISHES

	
angora	turquoise

SPECIALTY FINISHES

		
irish crème	bourbon noir	turquoise rust

COLOR *evolution*

Although neutrals continue to be in favor, especially for products like cabinets where we look for style longevity, the definition is evolving thanks to renewed consumer confidence and the desire to express personal style. Like a clean slate, painted cabinets in tints of white, fresh and bright, hold their spot as the most coveted finish. Complex grays, now turning toward khaki, are also highly sought after, especially in the context of modern, rustic flavor. The handsome strength of earthy, cool browns ground us to nature. Equally comfortable, soothing tones of blue ranging from sky to sea to midnight, are easy and relaxed - the perfect backdrop for our busy lives. Pops of accent color, shown here on the bookcase, as well as a combination of neutral finishes within a room, continue to be stylish yet safe ways to add personal flavor.



daladier : maple custom color & sherwin-williams garden spot



Courtesy of Better Homes and Gardens.

Decorá Color Evolution is a three part program offering varying degrees of color choice options on Maple and Oak door styles. From the 30 preselected paints within our Color Collections, to the 2000+ beautiful Sherwin-Williams® shades, to the Decorá Custom Color program, we have the color flexibility to achieve a level of personal expression that is unparalleled in the industry.

COLOR COLLECTIONS

Enjoy the gorgeous palette of 30 hues handpicked for their style savvy and timeless appeal.

SHERWIN-WILLIAMS.

Do you have color moxie? More than 2000 paints available from the Sherwin Williams palette take color selection one step further.


CUSTOM COLOR

Whether color inspiration is linked to a treasured heirloom or the color of your jacket, Decorá offers the ultimate in flexibility with our Custom Color program.



COLOR *evolution:* COLOR COLLECTIONS

MAPLE AND OAK PAINTS



extra white



white




chantille



jasmine




buff




crushed ice




agreeable gray




confection



lunar




kashmir



mindful gray




coastal plain



escape




analytical gray




true taupe




sea salt




creekstone




sweet pea




zeus




foot hills




north star




stamped concrete




retreat




urbane




black fox



interesting aqua




peppercorn



mount etna




cascades



jet


COLOR *evolution:* SHERWIN-WILLIAMS® AND CUSTOM COLORS

SHERWIN-WILLIAMS®



With more than 2000 paint colors available from the Sherwin-Williams® color palette to enhance your Maple or Oak door style, you'll be sure to find a color that is beyond ordinary. Add Black, Coffee, Espresso, Gunmetal, Pewter or Twilight glaze, or layer Brushed Onyx, Brushed Pavestone or Brushed Saddle finish on Maple for true artistic interpretation.

custom color




Available on Maple and Oak door styles, Decorá offers the ultimate in flexibility with our Custom Color paint program. Regardless of your inspiration, we can match it! Choose to add Black, Coffee, Espresso, Gunmetal, Pewter or Twilight glaze or layer Brushed Onyx, Brushed Pavestone or Brushed Saddle finish on Maple for maximum color interest.

COLOR *evolution:* GLAZING OPTIONS AND BRUSHED FINISHES




highlighting *options for opaques*


Gunmetal, Pewter, Twilight, Coffee and Espresso Highlights are available on all Color Collection finishes on Maple only. Black is available on all Color Collection finishes, except for Jet.




gunmetal




pewter




twilight



coffee



espresso




black

When maple opaque finishes are ordered, the door center panel will be constructed of Medium Density Fiberboard (MDF), except when distressing (Reserve and Reserve Plus, Vintage and Vintage Plus), and Sweet Pea or Jet colors are specified. MDF provides a smoother finish when painted, and is more resistant to warping, expansion, and contraction. Not available on Marquis.




brushed *finishes*


Brushed Onyx, Brushed Pavestone, and Brushed Saddle: three hand-applied, luxuriously translucent finishes to layer over any Maple paint. Choose to pair them with paints in our Color Collection, the entire Sherwin-Williams® palette, or any custom color under the sun, for a completely personalized look that accentuates the fine craftsmanship found in every Decorá cabinet.



brushed onyx



brushed pavestone



brushed saddle

Glazed and brushed examples are shown on Chantille.

finish techniques

True personalization is the result of unique choices. Decorá offers the ultimate in authenticity with two finish techniques featuring four levels of time-worn sophistication.




reserve & *reserve plus*


Reserve's light distressing uses wormholes, tiny dents and light signs of wear. Reserve Plus adds more aggressive techniques like rasping and splits, artfully blended for a beautifully aged look.




WORMHOLES



DENTS



RASPING




MARS & SPLITS




vintage & *vintage plus*

Vintage is a light sand-through to create a subtle, time-worn look. Vintage Plus is an aggressively burnished sand-through technique applied to corners and raised profiles, exposing the underlying wood.



LIGHT SAND-THROUGH



AGGRESSIVE SAND-THROUGH



FOR AN INTERACTIVE DOOR STYLE
AND FINISH SELECTION GUIDE, VISIT
decoracabinets.com/products



masterbrand.com
decoracabinets.com



Kitchen Cabinet Manufacturers Association
Environmental Stewardship Program
All Products Impact the Environment
For ESP Program Criteria, Visit kcma.org

Styles, product availability and construction may vary slightly from those shown in this catalog due to material availability and/or design evolution. Specifications are subject to change without notice. For more details, please see www.decoracabinets.com or contact your designer.

Product photography and illustrations have been reproduced as accurately as printing technologies permit. To ensure highest satisfaction, we strongly recommend you view an actual sample for best color, wood grain and finish representation. © 2017 MasterBrand Cabinets, Inc. All rights reserved. DECORÁ is a registered trademark of MBCI.



A Division of MasterBrand Cabinets, Inc.
One MasterBrand Cabinets Drive • Jasper, Indiana 47546

05COMPLET9 2017-08/CNV/10.2M